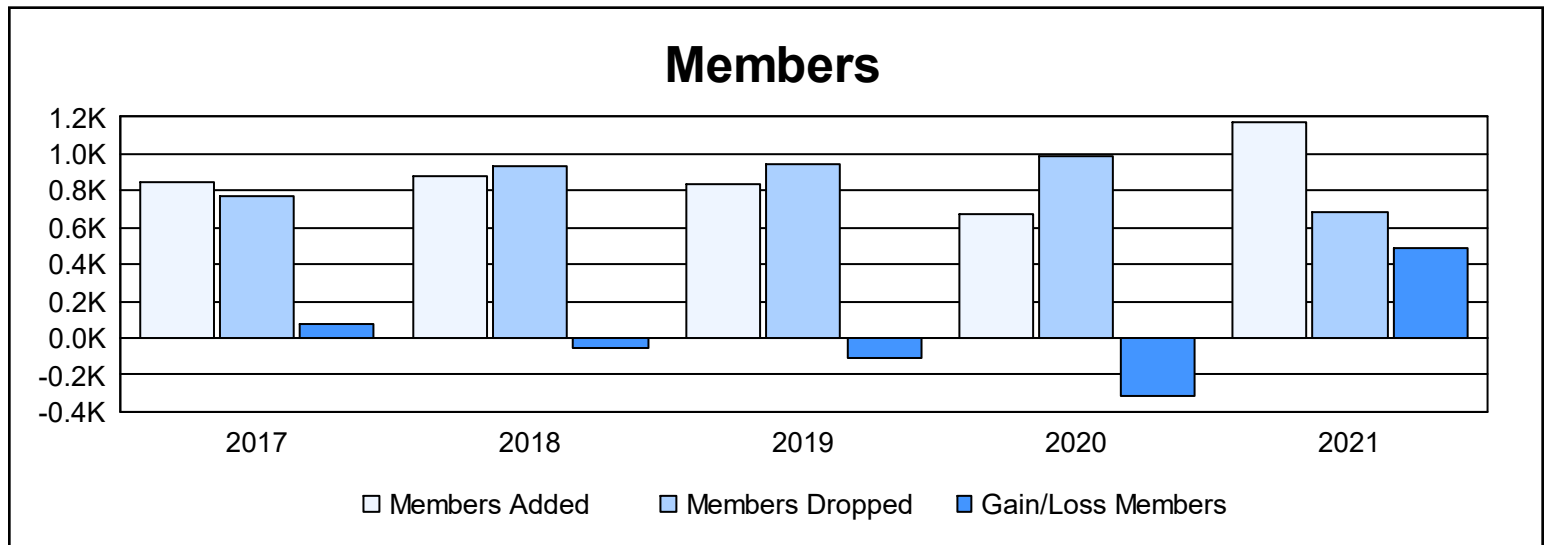
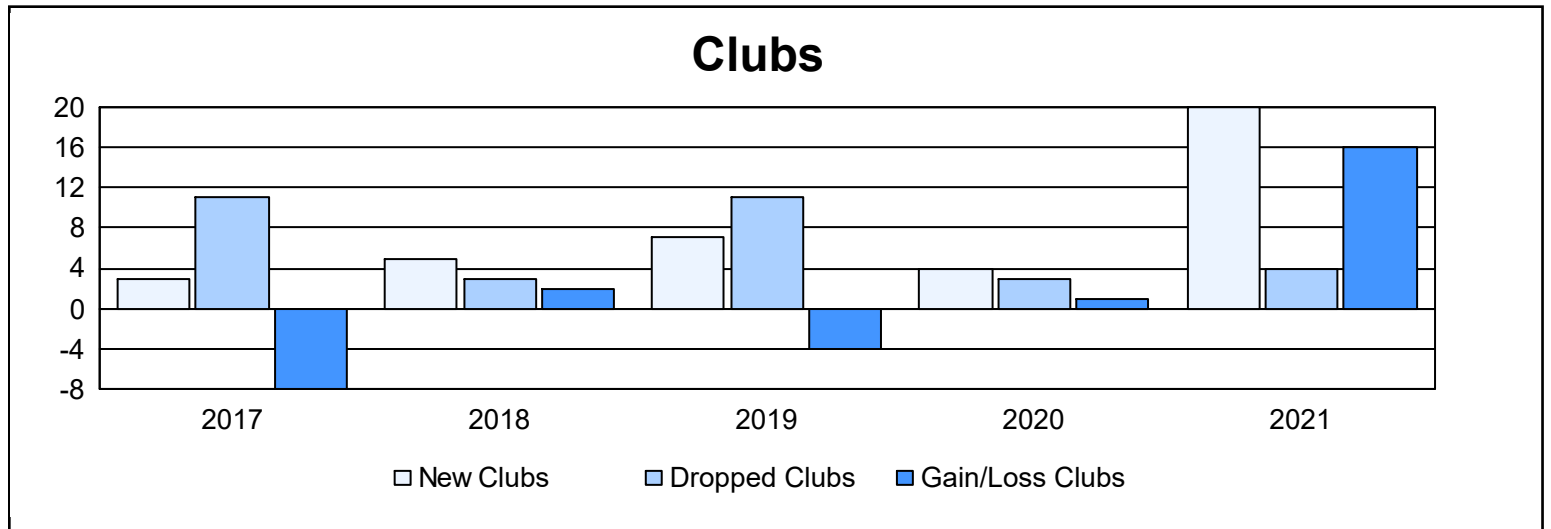
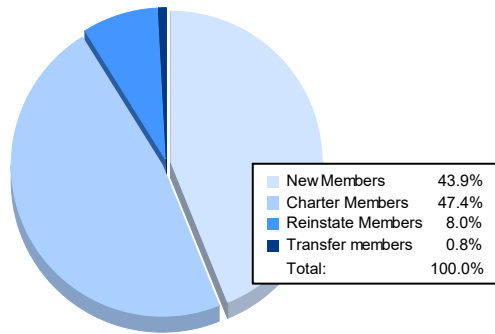


| Year | New Clubs | Dropped Clubs | Gain/ Loss Clubs | New Members | Charter Members | Reinstate Members | Transfer Members | Total Member Added | Total Members Dropped | Gain/ Loss Members |
|----------------|-----------|---------------|------------------|-------------|-----------------|-------------------|------------------|--------------------|-----------------------|--------------------|
| 2016-2017 | 3 | 11 | -8 | 629 | 106 | 92 | 16 | 843 | 768 | 75 |
| 2017-2018 | 5 | 3 | 2 | 636 | 145 | 87 | 11 | 879 | 934 | -55 |
| 2018-2019 | 7 | 11 | -4 | 353 | 166 | 309 | 11 | 839 | 946 | -107 |
| 2019-2020 | 4 | 3 | 1 | 281 | 198 | 172 | 18 | 669 | 984 | -315 |
| 2020-2021 | 20 | 4 | 16 | 516 | 557 | 94 | 9 | 1,176 | 687 | 489 |
| Average | 8 | 6 | 1 | 483 | 234 | 151 | 13 | 881 | 864 | 17 |



Membership Composition June 2021 Cumulative



Gender Composition June 2021 Cumulative

